



Polycarbonate cover  
Protection degree **IP54**  
Gray (frame) / Trasparent (door)

For 96x96mm (1/4 DIN) units  
Order code **51065**

For 48x96mm (1/8 DIN) units  
Order code **51066**

---



Polycarbonate cover with rubber gasket  
Protection degree **IP65**  
Gray (frame) / Trasparent (door)

For 96x96mm (1/4 DIN) units  
Order code **51064**

For 48x96mm (1/8 DIN) units  
Order code **51067**

---




Polycarbonate antidust cover  
Transparent color

mod. **CFA110**  
for 48x48mm (1/16 DIN) units    Order code **51060**

mod. **CFA120**  
for 48x96mm (1/8 DIN) units    Order code **51061**

mod. **CFA220**  
for 96x96mm (1/4 DIN) units    Order code **51062**

---



Sylicon rubber cover  
Protection degree **IP65**  
Trasparent color

for 48x48mm (1/16 DIN) units    Order code **51183**

for 48x96mm (1/8 DIN) units    Order code **51185**

for 96x96mm (1/4 DIN) units    Order code **51186**

---

## COVER PLATES FOR INSTRUMENTATION



mod. **Q48**  
for 45x45mm hole  
for 48x48mm (1/16 DIN) units  
In self-extinguishing V0 polycarbonate Gray color  
Order code **51177**

mod. **Q94**  
for 45x93mm hole  
for 48x96mm (1/8 DIN) units  
In self-extinguishing V0 polycarbonate Gray color  
Order code **51178**

mod. **Q96**  
for 93x93mm hole  
for 96x96mm (1/4 DIN) units  
In self-extinguishing V0 polycarbonate Gray color  
Order code **51179**

## DIN RAIL BRACKET



Base for DIN rail mounting. EN50022  
(vertical mounting) (48x48mm)  
Order code **51155**

Base for DIN rail mounting. EN50022  
(horizontal mounting) (48x96mm)  
Order code **51156**

Base for DIN rail mounting (48x48mm) for models  
series 800/400/4-40/600  
Order code **51399**

Base for DIN rail mounting (48x96mm) for models  
series 1600 e 1800  
Order code **51479**

## CASE REAR WITH SCREW TERMINALS



Case rear 48x48mm, 12 screw terminals,  
for 400-401 controllers  
Order code **51451**

Case rear 48x48mm, 24 screw terminals, for 600-800 serie  
controllers and 4/40 serie indicators format 48x48mm  
Order code **51453**

Case rear 96x48mm, 29 screw terminals, for 1600-1800  
serie controllers and 40TB indicator  
Order code **1105111**

Case rear 96x48mm, 22 screw terminals, for 1200-1300-  
2301-3400-4400-3500-4500 controllers format 96x48 and  
48x96mm, 2308-2351-4/40 serie indicators format 96x48  
and 48x96mm and CLB instrument  
Order code **1032099**

Case rear 96x48mm, 21 screw terminals,  
for 1000-1001-1101 controllers  
Order code **1032095**

## CASE REAR WITH FASTON TERMINALS




Case rear 96x48mm, 21 faston terminals,  
for 1000-1001-1101 controllers

Order code **1032090**

Case rear 96x48mm, 22 faston terminals, for 2300 indi-  
cator and SAL and MD8 instruments

Order code **1032097**

## CASE REAR



Case rear 72x36mm, for 4/40 serie indicators format  
72x36mm and 40T 72 PID controller

Order code **51330**

## PANEL MOUNTING KIT



Panel mounting kit 48x48mm

Order code **51296**



Panel mounting kit 48x96mm and 96x96mm

Order code **49030**



Panel mounting kit 72x36mm

Order code **51331**



Mounting kit for 55-550-556 instruments


Order code **51250**

## CASE REAR COVERS



Case rear covers 48x48mm, 12 and 24 screw terminals

Order code **51294**



Case rear covers 96x48mm, 29 screw terminals

Order code **51328**



Case rear covers 96x48mm e 96x96mm, 21 and 22 screw terminals

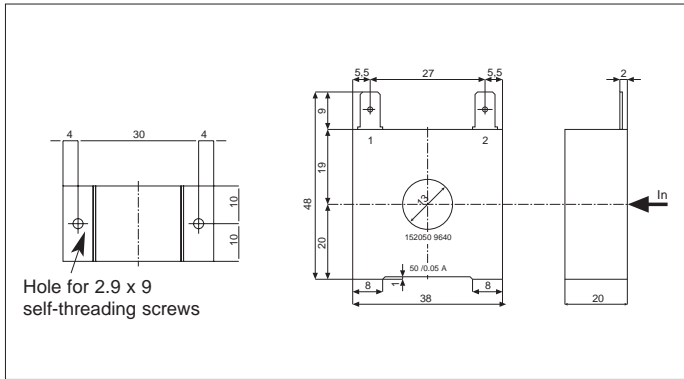
Order code **1032096**



Case rear covers for 55-550-556 instruments

Order code **51078**

## CURRENT TRANSFORMER




These transformers are used for currents of 50/60 Hz. The main characteristic of these transformers is the high number of turns in the secondary. This provides a very low secondary current, suitable for an electronic measurement circuit. The secondary current can be measured as a voltage on a resistor.

### Order code

330200 IN = 50Aac OUT = 50mAac  
 330201 IN = 25Aac OUT = 50mAac

## POWER TRANSFORMER AND ISOLATION



Transformer for galvanic isolation of power supply.

*Dimensions TRAFO - 1 / TRAFO - 1B*

**L:** 58mm **B:** 47mm **H:** 36mm


*Dimensions TRAFO - 5 / TRAFO - 5B*

**L:** 67mm **B:** 52mm **H:** 45mm

### Order code

TRAFO - 1: 3VA transformer, 230/24Vac  
 TRAFO - 1B: 3VA transformer, 24/24Vac  
 TRAFO - 5: 10VA transformer, 230/24Vac  
 TRAFO - 5B: 10VA transformer, 24/24Vac

## INTERCHANGEABLE ELEMENTS for CONTROLLER VERSION 600



### Board I/O optionals (expansions)

#### Output 2

R-600-A Relay output - type A  
 D-600-A Logic output - type A  
 T-600-A Triac output 1A - type A  
 M-600-A Digital insulated - type A

#### Output 3 / Input

R-600-B Relay output - type B  
 D-600-B Logic output - type B  
 C-600-B Continuous output - type B  
 W-600-B Analog output - type B  
 H-600-B CT input 50mA - type B  
 N-600-B Digital input - type B  
 M-600-B Digital insulated - type B

#### Digital communication / Output 4

2-600-C Seriale output - type C  
 R-600-C Relay output - type C

GEFRAN spa reserves the right to make any kind of design or functional modification at any moment without prior notice