



All models are rugged, totally self-contained, and allow the user to benefit from the improved efficiency and quality that goes with pressure monitoring. The Gefran melt pressure gauge provides reliable, maintenance-free, localized pressure indication. The small capillary tube filled with a special medium isolates the gauge housing from potential thermal damage.

### MAIN FEATURES

- Economically priced
- 1.5 times overload capacity
- Easy-to-read display
- 1/2-20 UNF thread standard, M18 x 1.5 also available
- 15-5 PH stainless steel diaphragm with GTP+ coating standard (others available on request)
- No power required

**M50** The rigid stem configuration makes installation fast and easy.

**M51** The flexible configuration is designed for applications requiring further thermal isolation or where installation would be otherwise difficult or impractical.

**M52** The pressure/temperature configuration requires only one mounting hole for the measurement of both process values.

### TECHNICAL SPECIFICATIONS

Nominal Accuracy including Linearity, Repeatability, Hysteresis	<b>L</b> $\leq \pm 1.0\%$ FSO
Measurement Range	0–350 or 0–700 bar 0–5000 or 0–10000 psi
Maximum Overpressure	1.5 x FSO
Measurement Principle	Bourdon tube
Housing Temperature Range	-30–85°C (-22–185°F)
Maximum Diaphragm Temperature	400°C (750°F)
Zero drift due to change in process temperature	0.02 bar/°C (15 psi/100°F)
Material In Contact with Process Medium	Standard 15-5PH SS (GTP+ coated)
Thermocouple (model M52)	STD : type "J" (isolated junction)

FSO = Full Scale Output (output signal at nominal pressure)

### ACCESSORIES

#### Accessories

Mounting bracket.....	<b>SF18</b>
Dummy plug for 1/2-20UNF .....	<b>SC12</b>
Dummy plug for M18x1.5 .....	<b>SC18</b>
Drill kit for 1/2-20UNF.....	<b>KF12</b>
Drill kit for M18x1.5 .....	<b>KF18</b>
Cleaning kit for 1/2-20UNF.....	<b>CT12</b>
Cleaning kit for M18x1.5 .....	<b>CT18</b>

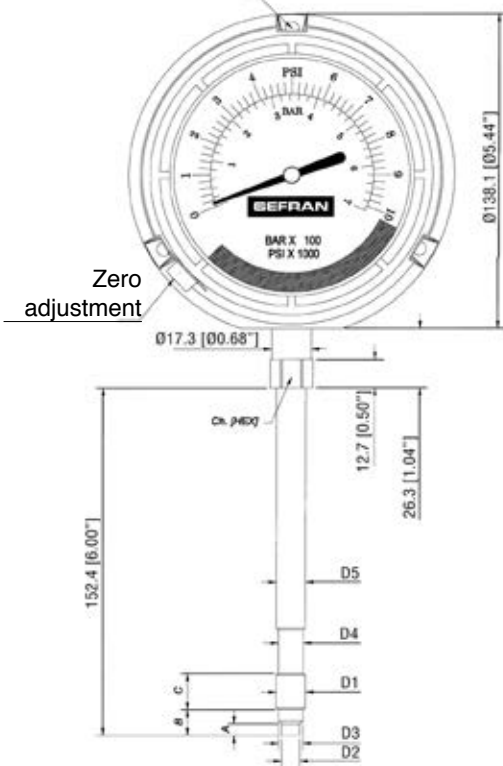
#### Thermocouple for M52 model

Type "J" (153mm – 6" stem) .....	<b>TTER718</b>
----------------------------------	----------------

# MECHANICAL DIMENSIONS

**M50**

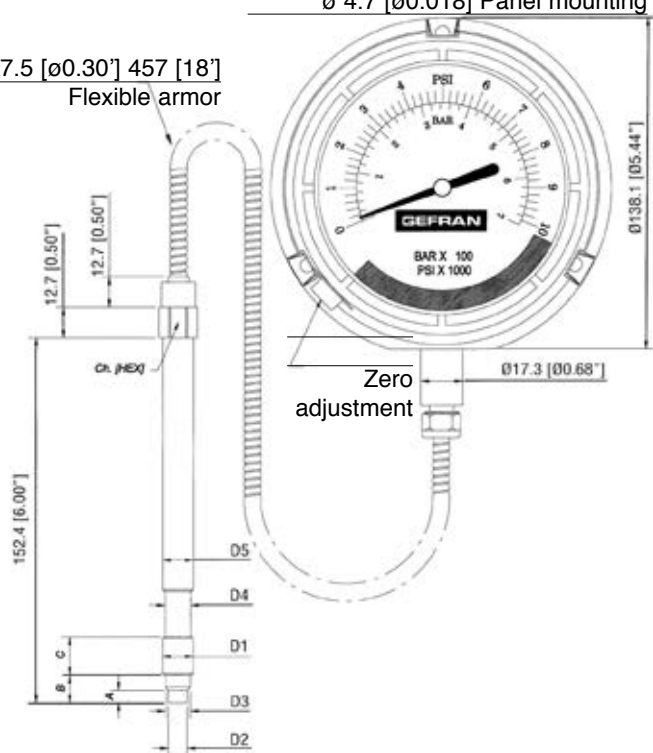
ø 4.7 [ø0.018] Panel mounting



**M51**

ø 4.7 [ø0.018] Panel mounting

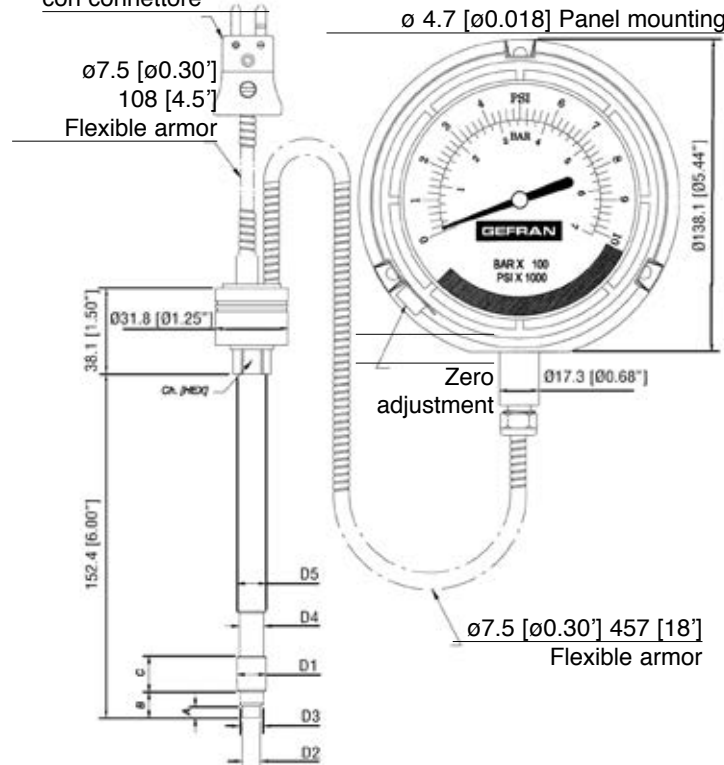
ø7.5 [ø0.30] 457 [18']  
Flexible armor



**M52**

Termocoppia tipo J  
con connettore

ø 4.7 [ø0.018] Panel mounting



D1	1/2-20 UNF
D2	ø7.8 -0.05 [ø0.307" -0.002]
D3	ø10.49 ±0.025 [ø0.413" ±0.001]
D4	ø10.67 [ø0.42"]
D5	ø12.7 [ø0.5"]
A	5.56 -0.26 [0.219" -0.01]
B	11.4 [0.45"]
C	15.75 [0.62"]
Ch [Hex]	16 [5/8"]

D1	M18x1.5
D2	ø10 -0.05 [ø0.394" -0.002]
D3	ø16 -0.08 [ø0.630" -0.015]
D4	ø16 -0.4 [ø0.630" -0.015]
D5	ø18 [ø0.71"]
A	6 -0.26 [0.236" -0.010]
B	14.8 -0.4 [0.580" -0.016]
C	19 [0.75"]
Ch [Hex]	19 [3/4"]

**NOTE :** dimensions refer to rigid stem length option "4" (153 mm – 6") and flex length option "D" (457mm – 18")

**WARNING :** For installation use a maximum tightening torque of 56 Nm(500 in-lb)

# ORDER CODE

M 5 - 0 - L - - - - - 000

OUTPUT SIGNAL	
Mechanical Gauge	5

VERSION	
Rigid Stem	0
Rigid Stem + Flex	1
With Thermocouple	2

CONNECTOR	
None	0

ACCURACY CLASS	
1.00% FSO	L

RANGE			
bar		psi	
350	B35D	5000	P05M
700	B07C	10000	P10M

000 = standard version  
Special or customized versions available on request

### FLEXIBLE LENGTH (mm, inches)

Standard (M50)	
0	none
Standard (M51, M52)	
D	457 mm, 18"
E	610 mm, 24"
F	760 mm, 30"
Available on request	
A	76 mm, 3"
B	152 mm, 6"
C	300 mm, 12"
G	914 mm, 36"
H	1067 mm, 42"
I	1220 mm, 48"
J	1372 mm, 54"
K	1520 mm, 60"

### RIGID STEM LENGTH (mm, inches)

Standard (M50, M51, M52)	
4	153 mm, 6"
5	318 mm, 12.5"
Available on request	
1	38 mm, 1.5"
2	50 mm, 2"
3	76 mm, 3"
6	350 mm, 14"
7	400 mm, 16"
8	456 mm, 18"

### THREAD

Standard	
1	1/2-20 UNF
4	M18x1.5

## Examples

### **M52-0-L-B07C-1-4-F-000**

Mechanical melt pressure gauge with type "J" thermocouple, 1/2-20 UNF thread, 700 bar full scale output, 1.0% accuracy class, 153 mm (6") rigid stem, 760 mm (30") flexible armor

### **M50-0-L-P05M-1-4-0-000**

Mechanical melt pressure gauge, rigid stem, 1/2-20 thread, 5000 psi full scale output, 1.0% accuracy class, 153 mm (6") rigid stem

GEFRAN reserves the right to make any kind of design or functional modification at any moment without prior notice.

**GEFRAN spa**  
via Sebina, 74  
25050 PROVAGLIO D'ISEO (BS) - ITALIA  
tel. 0309888.1 - fax. 0309839063  
Internet: <http://www.gefran.com>

