

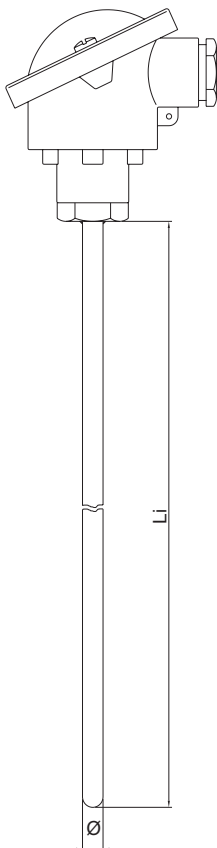


### Main features

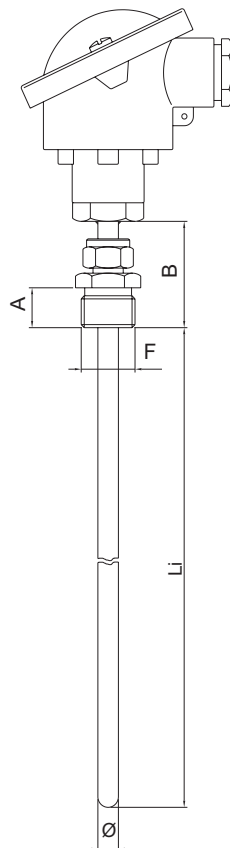
- Transmitter 4...20mA
- Amplified output signal
- Temperature limits: - 40 ... + 300° C
- Tolerance: UNI 7937, IEC 751 standards:
  - ± 0.15° C a 0° C for class A (1/2 DIN)
  - ± 0.30° C a 0° C for class B (1 DIN)
  - ± 0.10° C a 0° C for class 1/3 DIN
- Ceramic insulation of sensor, PT100 at 0° C
- Application versatility

### MODELS

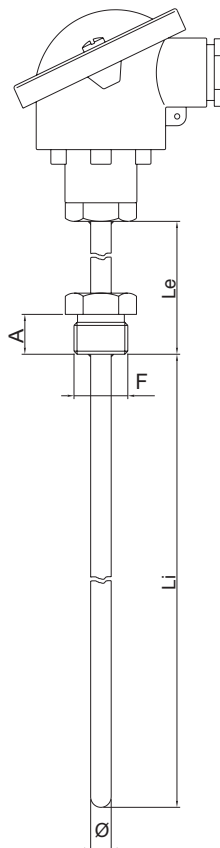
**AR6 A**  
without fitting



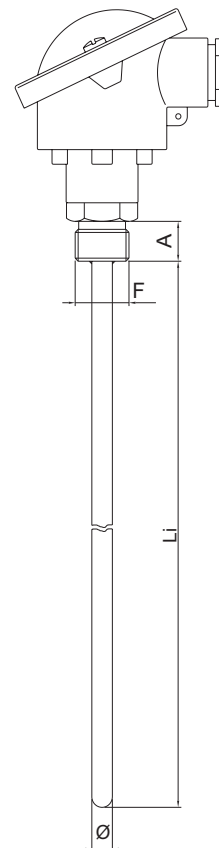
**AR6 B**  
with adjustable  
compression fitting



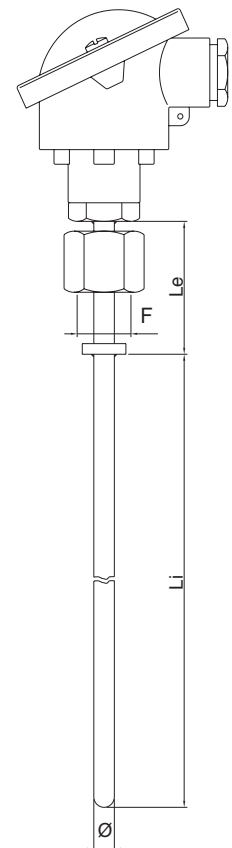
**AR6 C**  
with welded fitting



**AR6 D**  
with welded fitting  
under the head



**AR6 E**  
with female fitting and  
welded ring



# ORDER CODE

CODE

A R 6 | | | | | | | | | | 0 | 0 0 0 X | | | | | X | | | | | A |

Model	
Without fitting	A
With adjustable compression fitting	B
With welded fitting	C *
With welded fitting under the head	D
With female fitting and welded ring	E *

(\*) Available only with: 1/2" GAS thread only

Element + Nr. of Wires	
Single 2 wires	1
Single 3 wires	2

Precision Class	
PT100 class A (1/2 DIN)	A
PT100 class B (1 DIN)	B
PT100 class (1/3 DIN)	C

Connection Head	
DIN B	C
DIN BUS	E
EEX d IIC 2GD	F
CEAA	H

Sheath Material	
AISI 304	A
AISI 310	B
AISI 316	C
INCONEL 600	F

Sheath Diameter (mm)	
5	H *
6	I
8	J
10	K
12	L

(\*) Not available with double 3 wire element

Connection Thread *		
1/8" GAS	"A"= 10mm	A
1/4" GAS	"A"= 12mm	B
3/8" GAS	"A"= 15mm	C
1/2" GAS	"A"= 15mm	D
1/8" NPT		G
1/4" NPT		H
3/8" NPT		I
1/2" NPT		J

(\*) To be shown for B, C, D, E models only

Connection Material *		
Nickel-Plated Brass		1 **
300 Series Stainless Steel		2

(\*) To be shown for B,C,D,E models only

(\*\*) Available for AR6B model only

Sheath Tip	
Drilled	F
NOT Drilled	0

Certificates	
A	Conformity Report

### LENGTHS AND ACCESSORIES

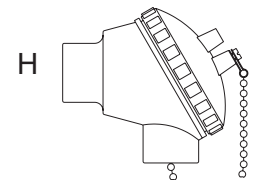
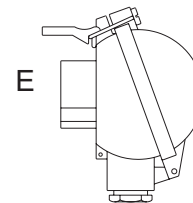
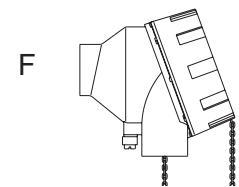
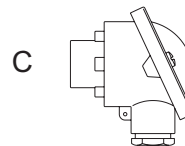
Type of Transmitter	
A	4 ÷ 20mA

Li = Immersion Length (mm)	
Standard Length from 50 to 1000mm with 50mm step	

Le = Extension Length (mm) (*)	
Standard Length from 35 to 200mm with 10mm step	

(\*) Available for AR6C and AR6E models only

Temperature Range in which the Calibration has to be Made			
T. min		T. max	
<input type="text"/>	°C	<input type="text"/>	°C
<input type="text"/>	4mA	<input type="text"/>	20mA



Availability of Mounts /Sheathing Diameter					
MOUNT. (F)	ø5	ø6	ø8	ø10	ø12
G 1/8	x	x	-	-	-
G 1/4	x	x	x	-	-
G 3/8	x	x	x	x	-
G 1/2	x	x	x	x	x
1/8 NPT	x	x	-	-	-
1/4 NPT	x	x	x	-	-
3/8 NPT	x	x	x	x	-
1/2 NPT	x	x	x	x	x

MOUNT (F)	Mod. B		Mod. C e D
	A (mm)	B (mm)	A (mm)
G 1/8	10	35	10
G 1/4	12	35	12
G 3/8	15	40	15
G 1/2	15	40	15
1/8 NPT	11	35	11
1/4 NPT	16	40	16
3/8 NPT	16	40	16
1/2 NPT	20	45	20

Sensors amplifiers are manufactured in compliance with:  
 - EMC 2014/30/EU compatibility directive  
 - RoHS 2011/65/EU directive

Electrical installation requirements and Conformity certificate are available on our web site: [www.gefran.com](http://www.gefran.com)

GEFRAN spa reserves the right to make any kind of design or functional modification at any moment without prior notice



**GEFRAN spa**  
 via Sebina, 74  
 25050 PROVAGLIO D'ISEO (BS) - ITALIA  
 ph. 0309888.1 - fax. 0309839063  
 Internet: <http://www.gefran.com>